

# Business Information Report Snapshot

## BYD COACH & BUS LLC

D-U-N-S: 08-003-6401

ADDRESS: 46147 7th St W, Lancaster, CA, 93534, United States

Date: 09/29/2021

### RISK ASSESSMENT

SCORES AND RATINGS				
Max. Credit Recommendation	PAYDEX® SCORE	Delinquency Predictor Percentile	Financial Stress Percentile	Supplier Evaluation Risk Rating
US\$ 7,500	71 LOW RISK	11 MODERATE-HIGH RISK	2 MODERATE-HIGH RISK	9 HIGH RISK

#### MAXIMUM CREDIT RECOMMENDATION

Overall Business Risk

LOW

LOW-MODERATE

MODERATE

MODERATE-HIGH

HIGH

Maximum Credit Recommendation

US\$ 7,500

The recommended limit is based on a moderate-high probability of severe delinquency.

Dun & Bradstreet Thinks...

- Overall assessment of this organization over the next 12 months: STABILITY CONCERNS
- Based on the predicted risk of business discontinuation: HIGHER THAN AVERAGE RISK OF DISCONTINUED OPERATIONS OR BUSINESS INACTIVITY
- Based on the predicted risk of severely delinquent payments: HEIGHTENED POTENTIAL FOR SEVERELY DELINQUENT PAYMENTS

#### PAYDEX® SUMMARY

3 Months

64

Low Risk (100) High Risk (1)

When weighted by dollar amount, payments to suppliers average 19 days beyond terms. Value is based on payments collected over the last **3 months**.

24 Months

71

Low Risk (100) High Risk (1)

When weighted by dollar amount, payments to suppliers average 14 days beyond terms. Value is based on payments collected over the last **24 months**.

71

Low Risk (100)

High Risk (1)

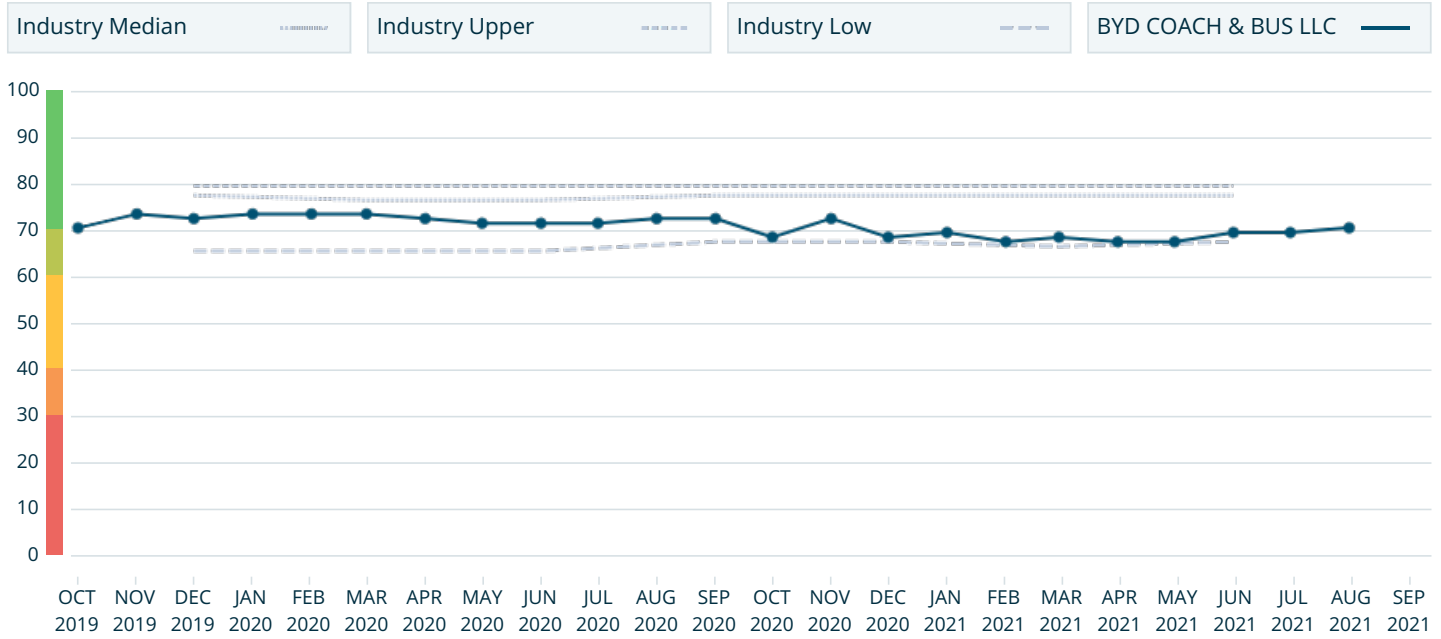
Risk of Slow Pay  
**LOW**

Payment Behavior  
14 Days Beyond  
Terms

Based on a D&B PAYDEX® of 71

Business and Industry Trends

3711 - Mfg motor vehicle/car bodies



DELINQUENCY PREDICTOR SCORE

Low Risk (100)

11

High Risk (1)

Based on a D&B Delinquency Predictor Percentile of 11

- ~ Limited time under present management control
- ~ Higher risk industry based on delinquency rates for this industry
- ~ Proportion of past due balances to total amount owing
- ~ Recent high balance past due
- ~ Evidence of open liens
- ~ Evidence of recent payment experiences paid later than 30 days

Level of Risk  
**MODERATE-HIGH**

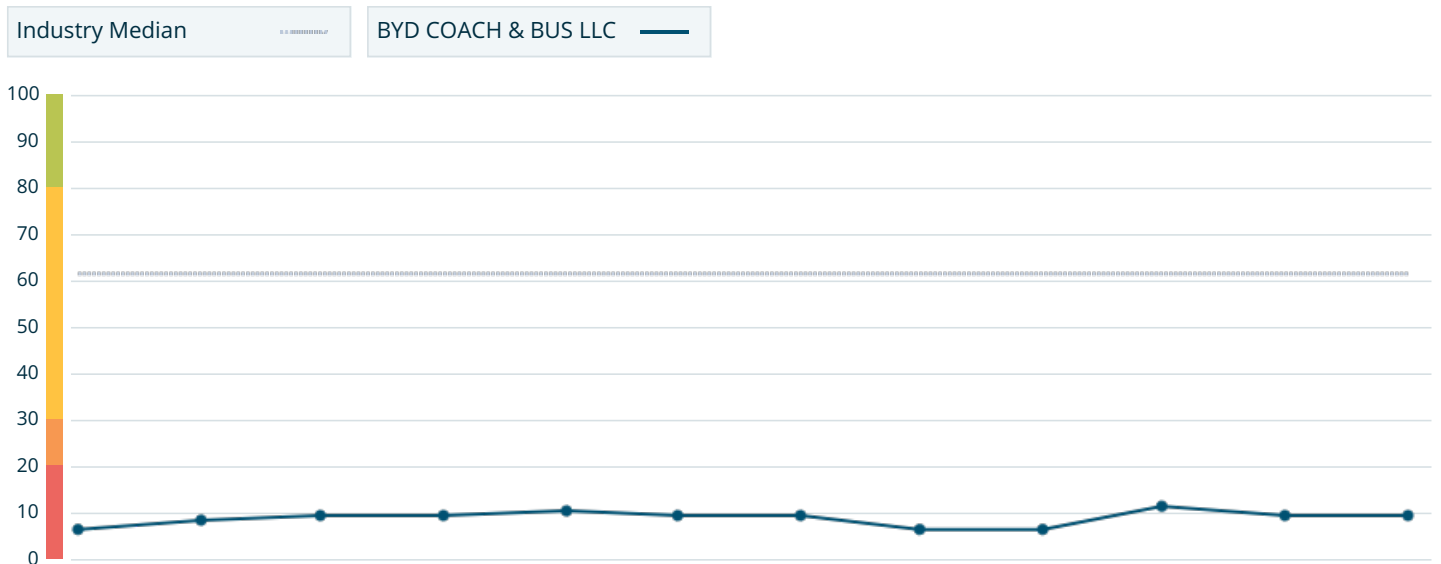
Raw Score  
455

Probability of Delinquency  
12.13%

Compared to Businesses in  
D&B  
10.2%


Business and Industry Trends

3711 - Mfg motor vehicle/car bodies



OCT 2020	NOV 2020	DEC 2020	JAN 2021	FEB 2021	MAR 2021	APR 2021	MAY 2021	JUN 2021	JUL 2021	AUG 2021	SEP 2021
----------	----------	----------	----------	----------	----------	----------	----------	----------	----------	----------	----------

FINANCIAL STRESS SCORE



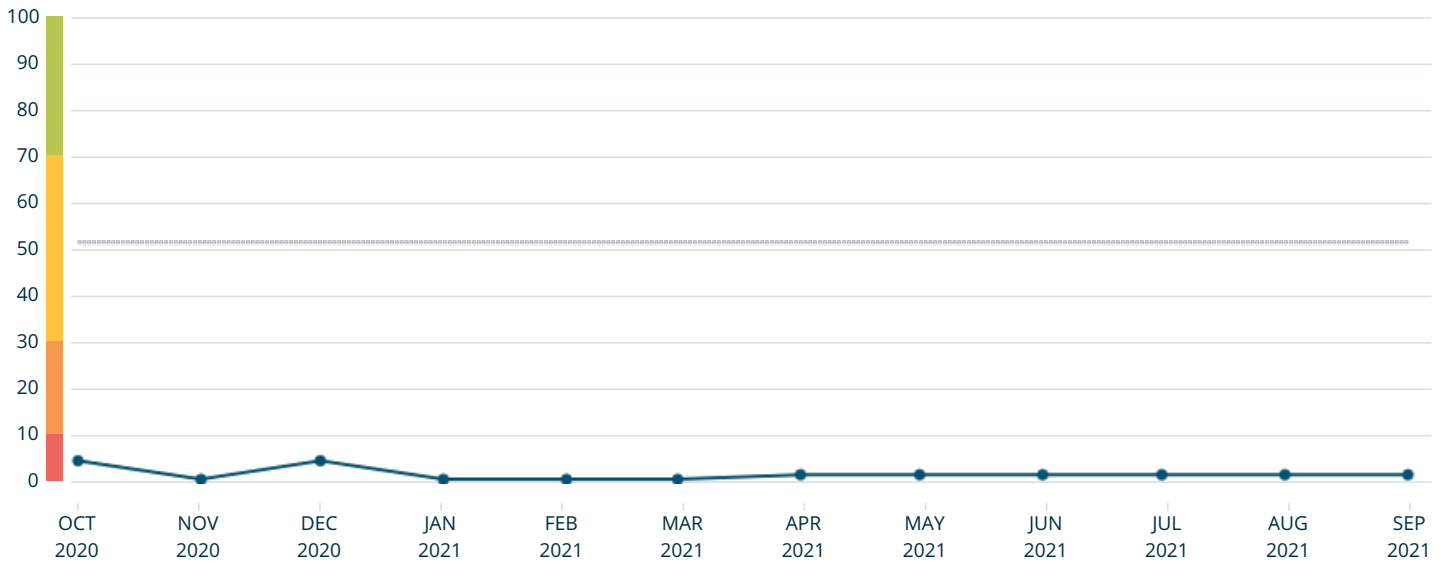
Based on a D&B Financial Stress Percentile of 2

- Low proportion of satisfactory payment experiences to total payment experiences
- High proportion of past due balances to total amount owing
- Limited time under present management control
- Low Paydex Score
- UCC Filings reported

Level of Risk <b>MODERATE-HIGH</b>	Raw Score <b>1353</b>	Probability of Failure <b>2.29%</b>	Compared to Businesses in D&B <b>0.48%</b>
---------------------------------------	--------------------------	--	---

Business and Industry Trends

3711 - Mfg motor vehicle/car bodies



SUPPLIER EVALUATION RISK RATING



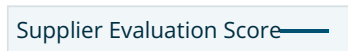
Based on a Supplier Evaluation Risk Rating of 9

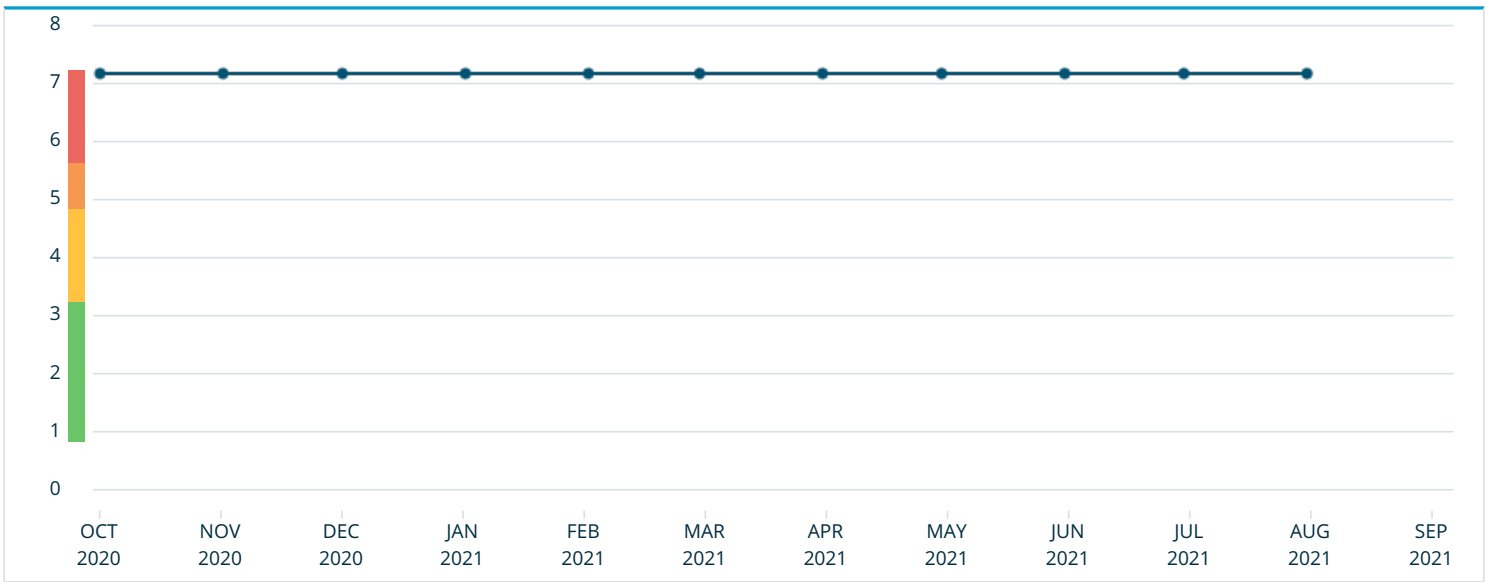
Factors Affecting Your Score

- Proportion of past due balances to total amount owing
- Proportion of slow payment experiences to total number of payment experiences reported
- Evidence of open liens
- Business belongs to an industry with above average risk of ceasing operations or becoming inactive

Business and Industry Trends

3711 - Mfg motor vehicle/car bodies





**D&B RATING**

Current Rating as of 03-02-2021

Employee Size

**2R:** 1 to 9 employees

Risk Indicator

**4:** Higher than Average Risk







Previous Rating

Employee Size

**2R:** 1 to 9 employees

# TRADE PAYMENTS

TRADE PAYMENTS SUMMARY		Based on 24 months of data
<p>Overall Payment Behavior</p> <p><b>14</b></p> <p>Days Beyond Terms</p> <p>Highest Now Owing: US\$ 45,000</p>	<p>% of Trade Within Terms</p> <p><b>56%</b></p> <p>Total Trade Experiences: 51</p> <p>Largest High Credit: US\$ 400,000</p> <p>Average High Credit: US\$ 22,242</p>	<p>Highest Past Due</p> <p><b>US\$ 20,000</b></p> <p>Total Unfavorable Comments : 1</p> <p>Largest High Credit: US\$ 2,500</p> <p>Total Placed in Collections: 1</p> <p>Largest High Credit: US\$ 0</p>

TRADE PAYMENTS BY CREDIT EXTENDED			
\$ CREDIT EXTENDED	% OF PAYMENTS WITHIN TERMS	# PAYMENT EXPERIENCES	TOTAL & DOLLAR AMOUNT
OVER 100,000	 100%	2	\$500,000
50,000 - 100,000	 50%	3	\$170,000
15,000 - 49,999	 59%	10	\$235,000
5,000 - 14,999	 34%	9	\$75,000
1,000 - 4,999	 57%	9	\$16,500
UNDER 1,000	 51%	12	\$4,400

TRADE PAYMENTS BY INDUSTRY			
<a href="#">Collapse All</a>   <a href="#">Expand All</a>			
Industry Category	Number of Payment Experiences	Largest High Credit (US\$)	% Within Terms (Expand to View)
▼42 - Motor Freight Transportation And Warehousing	6	15,000	
4213 - Trucking Non-local	6	15,000	54
▼99 - Nonclassifiable Establishments	5	50,000	
9999 - Nonclassified	5	50,000	49
▼47 - Transportation Services	4	10,000	
4731 - Arrange Cargo Transpt	4	10,000	33

▼50 - Wholesale Trade - Durable Goods	8	30,000	
5084 - Whol Industrial Equip	3	2,500	62
5065 - Whol Electronic Parts	2	30,000	98
5072 - Whol Hardware	1	10,000	50
5085 - Whol Industrial Suppl	1	5,000	0
5013 - Whol Auto Parts	1	100	100
▼93 - Public Finance Taxation And Monetary Policy	2	400,000	
9311 - Public Finance	2	400,000	100
▼30 - Rubber And Miscellaneous Plastics Products	2	55,000	
3011 - Mfg Tires/inner Tubes	2	55,000	61
▼48 - Communications	2	1,000	
4813 - Telephone Communictns	2	1,000	100
▼28 - Chemicals And Allied Products	1	65,000	
2891 - Mfg Adhesives/sealant	1	65,000	50
▼63 - Insurance Carriers	1	40,000	
6351 - Surety Insurance	1	40,000	0
▼35 - Industrial And Commercial Machinery And Computer Equipment	1	35,000	
3593 - Mfg Cylinder/actuator	1	35,000	50
▼59 - Miscellaneous Retail	1	20,000	
5943 - Ret Stationery	1	20,000	50
▼60 - Depository Institutions	1	20,000	
6022 - State Commercial Bank	1	20,000	100
▼33 - Primary Metal Industries	1	20,000	
3355 - Aluminum Roll/drawing	1	20,000	50
▼17 - Construction - Special Trade Contractors	1	20,000	
1711 - Mechanical Contractor	1	20,000	100
▼51 - Wholesale Trade - Nondurable Goods	2	20,000	
5113 - Whol Service Paper	1	20,000	50
5169 - Whol Chemicals	1	250	100
▼55 - Automotive Dealers And Gasoline Service Stations	1	10,000	
5531 - Ret Auto Supplies	1	10,000	0

▼45 - Transportation By Air	1	7,500	
4513 - Air Courier Service	1	7,500	50
15 - Building Construction - General Contractors And ▼ Operative Builders	1	2,500	
1531 - Operative Builders	1	2,500	50
34 - Fabricated Metal Products Except Machinery And ▼ Transportation Equipment	1	2,500	
3498 - Mfg Fab Pipe/fitting	1	2,500	0
▼49 - Electric, Gas And Sanitary Services	1	2,500	
4911 - Electric Services	1	2,500	100
▼61 - Nondepository Credit Institutions	1	1,000	
6159 - Misc Business Credit	1	1,000	100
▼73 - Business Services	1	100	
7374 - Data Processing Svcs	1	100	100

#### TRADE LINES

Date of Experience	Payment Status	Selling Terms	High Credit (US\$)	Now Owes (US\$)	Past Due (US\$)	Months Since Last Sale
09/2021	Prompt	N30	2,500	2,500	0	1 Month
09/2021	Prompt to Slow	-	500	500	0	1 Month
09/2021	Slow	N30	2,500	0	0	Between 2 and 3 Months
08/2021	Prompt	-	20,000	20,000	0	1 Month
08/2021	Prompt	-	15,000	15,000	0	1 Month
08/2021	Prompt	-	7,500	7,500	0	1 Month
08/2021	Prompt	-	1,000	1,000	0	1 Month
08/2021	Prompt	-	500	500	0	1 Month
08/2021	Prompt	-	100	0	0	Between 2 and 3 Months
08/2021	Prompt to Slow	-	20,000	0	0	Between 6 and 12 Months
08/2021	Prompt to Slow	-	50,000	45,000	20,000	1 Month
08/2021	Prompt to Slow	N30	750	0	0	Between 6 and 12 Months

08/2021	Prompt to Slow	N30	750	0	0	Between 6 and 12 Months
08/2021	Prompt to Slow	-	55,000	5,000	0	1 Month
08/2021	Prompt to Slow	-	35,000	20,000	20,000	1 Month
08/2021	Prompt to Slow	-	10,000	0	0	1 Month
08/2021	Prompt to Slow	-	2,500	0	0	Between 6 and 12 Months
08/2021	Prompt to Slow	-	65,000	2,500	50	1 Month
08/2021	Prompt to Slow	N30	15,000	1,000	1,000	1 Month
08/2021	Prompt to Slow	-	20,000	7,500	0	1 Month
08/2021	Prompt to Slow	-	20,000	10,000	0	1 Month
08/2021	Prompt to Slow	-	10,000	0	0	Between 6 and 12 Months
08/2021	Prompt to Slow	-	10,000	7,500	5,000	1 Month
08/2021	Slow	-	750	0	0	1 Month
08/2021	Slow	-	250	0	0	Between 6 and 12 Months
08/2021	Slow	N30	5,000	0	0	Between 2 and 3 Months
08/2021	Slow	-	10,000	500	500	-
08/2021	unsatisfactory	-	2,500	0	0	Between 6 and 12 Months
08/2021	-	-	1,000	0	0	Between 2 and 3 Months
08/2021	-	-	1,000	1,000	100	1 Month
08/2021	placed for collection	-	500	0	0	Between 6 and 12 Months
07/2021	-	Cash Account	250	0	0	Between 6 and 12 Months
04/2021	Prompt to Slow	-	2,500	250	0	1 Month
03/2021	Prompt	-	250	0	0	Between 6 and 12 Months
03/2021	Slow	-	40,000	0	0	Between 6 and 12 Months
02/2021	Prompt	-	250	0	0	Between 2 and 3 Months
02/2021	Prompt to Slow	-	7,500	1,000	0	1 Month
02/2021	Slow	-	1,000	0	0	Between 6 and 12 Months



02/2021	Slow	-	10,000	0	0	Between 6 and 12 Months
12/2020	Prompt to Slow	-	100	0	0	Between 6 and 12 Months
11/2020	Prompt	-	30,000	30,000	0	1 Month
11/2020	Prompt	-	1,000	1,000	0	1 Month
09/2020	Slow	-	1,000	0	0	Between 6 and 12 Months
07/2020	-	Cash Account	250	-	-	1 Month
06/2020	Prompt	-	400,000	-	-	1 Month
06/2020	Prompt	-	100,000	-	-	1 Month
06/2020	Slow	-	5,000	0	0	Between 6 and 12 Months
11/2019	Prompt	-	2,500	0	0	Between 6 and 12 Months
11/2019	Slow	-	100	100	100	-
10/2019	Prompt	-	100	0	0	Between 6 and 12 Months
08/2019	Prompt	-	20,000	0	0	Between 6 and 12 Months

## EVENTS

### LEGAL EVENTS

The following Public Filing data is for information purposes only and is not the official record. Certified copies can only be obtained from the official source.

SUITS	JUDGEMENTS	LIENS	UCC FILINGS
TOTAL 0	TOTAL 0	TOTAL 1	TOTAL 1
LAST FILING DATE -	LAST FILING DATE -	LAST FILING DATE 02/13/2020	LAST FILING DATE 04/17/2018

General: The public record items contained in this report may have been paid, terminated, vacated or released prior to the date this was reported. This information may not be reproduced in whole or in part by any means of reproduction.

UCC Filings: There may be additional UCC Filings in the D&B file on this company which are available by contacting 1-800-234-3867.

Suits, Liens, Judgements: There may be additional suits, liens, or judgements in D&B's file on this company available in the U.S. Public Records Database that are also covered under your contract. If you would like more information on this database, please contact the Customer Resource Center at 1-800-234-3867.

Lien: A lien holder can file the same lien in more than one filing location. The appearance of multiple liens filed by the same lien holder against a debtor may be indicative of such an occurrence.

### EVENTS

#### **Lien - Tax Lien**

Filing Date	2020-02-13
Filing Number	20-0177583
Status	Open
Date Status Attained	2020-02-13
Received Date	2020-03-04
Amount	979
Debtors	BYD COACH BUS LLC
Creditors	TAX COLLECTOR
Court	LOS ANGELES COUNTY RECORDER OF DEEDS, NORWALK, CA

#### **UCC Filing - Original**

Filing Date	2018-04-17
Filing Number	187644064808
Received Date	2018-05-04
Collateral	Account(s) and proceeds - General intangibles(s) and proceeds
Secured Party	EAST WEST BANK, EL MONTE, CA

Debtors

BYD COACH & BUS LLC

Filing Office

SECRETARY OF STATE/UCC DIVISION, SACRAMENTO, CA

#### COMPANY EVENTS

**The following information was reported on: 03-02-2021**

The California Secretary of State's business registrations file showed thatBYD Coach & Bus LLC was registered as a Limited Liability Company on March 28, 2013, under the registration file number 201308810203.

Business started 2013.

JOHN ZHUANG. Antecedents not available.

KE LI. Antecedents not available.

#### SPECIAL EVENTS

There are no special events recorded for this business.

## Financials

D&B currently has no financial information on file for this company.

## COMPANY PROFILE

### COMPANY OVERVIEW

**D-U-N-S**

08-003-6401

**Mailing Address**

46147 7th St W, Lancaster  
CA 93534, US

**Annual Sales**

-

**Business Form**

Corporation (US)

**Telephone**

(661) 940-3250

**Employees**

6

**Date Incorporated**

-

**Fax**

-

**Age (Year Started)**

8 years (2013)

**State of Incorporation**

California

**Website**

-

**Named Principal**

JOHN ZHUANG, MNG MBR

**Ownership**

-

**Line of Business**

Mfg motor vehicle/car bodies

**SIC**

3711

OWNERSHIP

This business is not currently a part of a family tree.